



FIELDØ®



HAT
COLLECTIVE™
HUMAN ACTIVE TECHNOLOGY

HELLØ



FIELLØ®



MEET THE NEW FIELLO®. NORDIC MINIMALISM.

Following months of research, iteration, and collaboration with our product design consultants at Gensler, we are proud to introduce the new Fiellø from HAT Collective.

Manufactured at our European headquarters in Denmark, Fiellø is created with an authentic, personal touch that incorporates technology, design, and functionality. Beauty and practicality all rolled into one.

Sleek and sophisticated, Fiellø's Danish roots inspire the simplistic elegance of its fabrication. Fiellø's minimalist approach expresses itself in clean lines, cylindrical legs, and low-profile feet that all speak to the intent of the architectural experience.

Adding visual interest and warmth to Fiellø includes our curved ribbon panels, either crafted out of natural wood or felted PET. Both options complete the Scandinavian experience Fiellø aims to fulfill.

Product Design Consultant **Gensler**



FEEL GOOD WITH FIELLO.

With Fiellø, you can feel good about the eco-friendly thoughtfulness engineered into its design. Considerations such as PVC-free frame components and worksurfaces made from Clean Air Gold certified materials are just a few ways of ensuring we're keen on keeping it clean.




IT'S ALL IN THE DETAILS.

Fiellø's intuitive design and thoughtful features, like a simple drawer or bag hook, will make you feel like Fiellø was made just for you. And, adding additional products and accessories like a monitor arm, power, and seating will help complete your individualized 360 Workspace™. Whether you prefer to sit or stand, Fiellø supports how you work, providing you with a fluid, easy transition every time.

FINISHES

METAL FINISHES




WORKSURFACES




PANELS


RECYCLED PET



WOOD VENEER



DRAWER



SPECIFICATIONS

Frame-Only Height Range: 21.1" - 47.6"

Worksurface Sizes:
60" W x 30" D, 72" W x 30" D

Feet Depth: 27.5"

Panel Heights: Modesty, Privacy

Frame-Only Weight Capacity: 350 lbs.

Speed: 1.5" per second

Standby Power: < 0.1 W

Max Power Draw:
120 V, 60 Hz, 2.5 A

Special Feature: Soft Stop

Switch Options: Up Down,
Digital Switch w/Memory,
Personal Health Tracker

Additional Info:
Meets ANSI/BIFMA standards

* Finish upgrades available.



Scan to configure your Fielle
at hatcollective.com or contact
your local sales representative
for more information.



HAT
COLLECTIVE™
HUMAN ACTIVE TECHNOLOGY