

# 9139

MONITOR ARMS



HAT  
DESIGN WORKS™  
HUMAN ACTIVE TECHNOLOGY

# SMOOTH MONITOR ADJUSTMENT

The 9139 heavy-duty data entry monitor arm is great for industrial or manufacturing environments. The computer mount features independent adjustment of monitor and keyboard platform. Choose from several mounting and keyboard platform options (purchased separately).






## FEATURES

- **Flexible:** Monitor tilter mechanism can tilt up to 200 degrees.
- **Rotate:** Allows for landscape/portrait monitor positioning.
- **Dual support:** Support a monitor and keyboard tray.
- **Smooth:** Friction control system provides smooth monitor adjustment while adjusting the position of the arm.

## SPECIFICATIONS

### Finishes

	Flat White 248
	Silver 124
	Vista Black 104

### Dimensions

Screen Size: Up to 27"  
 Height Adjustment: 19.4"  
 Extension Range: 25.3"  
 Weight Capacity: 6.8 - 36.2 lbs. per monitor  
 Mount: Thru-Desk and Desk Edge mounts available (sold separately)  
 Keyboard Tray: Varies (sold separately)

### Part Numbers

9139-10-800HY-\_\_\_ (6.8 lbs. - 32.1 lbs.)  
 9139-10-1000HY-\_\_\_ (12.1 lbs. - 36.2 lbs.)



Maximum flexibility



Fold away when not in use



Cable management



Extended reach

## WARRANTY

10 Years

CAPABILITIES

