



MAY 1 2023
EUROS



HAT
COLLECTIVE™
HUMAN ACTIVE TECHNOLOGY

WORK YOUR WAY.

Our product collection empowers you to choose the way you work. An individualized workspace ultimately leads to increased job satisfaction, improved health and well-being, and higher levels of engagement and productivity. Whether in the office or at home, sitting or standing, together or at a distance, our flexible, sophisticated range of workplace solutions lets you work your way.



TABLE OF CONTENTS

INTRODUCTION	
Warranty	4
WORKSTATIONS	
6	
MONITOR ARMS	
16	

WARRANTY

Seller warrants that its products will be free from defects in material and workmanship when the title passes to the buyer. Seller will repair (only pre-approved labor and service costs are covered under this warranty) or replace (or issue a pro-rated credit if a similar product is no longer available), at its discretion, any defective product without charge (shipping charges excluded).

Seller may require proof of purchase before performing any repairs or replacing any products during the warranty period. Except as specifically set forth above, Seller makes no warranties, express or implied and specifically disclaims any warranty of merchantability or fitness for a particular purpose. Repair or replacement of the product ordered from Seller shall be buyer’s exclusive remedy.

Seller will not be responsible for incidental or consequential damages.

THIS WARRANTY DOES NOT APPLY TO:

- Damage caused by a carrier.
- Labor charges.
- Normal wear and tear.*
- Defects caused by failure to follow instructions related to the product's installation or intended use.
- COM or other third party materials applied to the products.
- Products subjected to improper use and conditions.
- User modification of, or attachments to the product, including application of your own materials
- Damage resulting from misuse, negligence, accident or alteration.

* Normal use consists of a 5 day, 40 hour work week.

This warranty shall be effective for the applicable time period starting from date of purchase as shown on your original receipt or other proof of purchase. The warranty covers the original purchaser of the product.

CERTIFICATIONS

HAT Collective leads the way in exceptional quality by combining products that perform with award winning design. We pride ourselves on meeting and exceeding industry standards so customers can feel confident they have invested in quality, high-performing products that will last.

CLEAN AIR GOLD

ANSI/BIFMA e3-2019, Sections 7.6.1, 7.6.2, 7.6.3: Open Plan Office and Private Office
Number: CA-88279-2021a, CA-81406-2021a, CA-80639-2021a, and CA-80639-2021b
Certification Status: Certified

UL 962 / CE / TUV MARKINGS

HAT bases meet UL testing standards.

ANSI / BIFMA

HAT products within this price list generally meet or exceed applicable BIFMA and ANSI standards.

LEED CREDITS

HAT bases qualify for a variety of LEED credits.

WORKSTATIONS

HAT Collective workstations epitomize innovative design and functionality, helping to easily create an active, productive office environment. Sleek aesthetic and quality construction come together to provide a beautiful, healthy, and personalized work experience. Our standard product line offers unmistakable European flare and our in-stock bases are ideal for quick installations.

Problem solving for a complex environment or specific requests? Our Enhanced Design Solutions program enables total customization through professional design support and direct access to our manufacturing team.

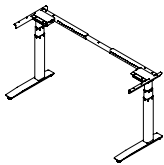
To complete your personalized work environment, add power, modesty panels, storage, and more to create a comprehensive HAT Collective workspace.



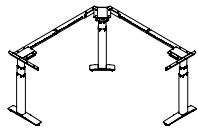
WORKSTATIONS

STATEMENT OF LINE

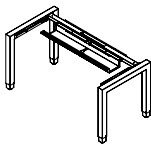
BASES



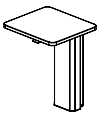
S-Collection
SX 2-Leg, 3-Stage



S-Collection
3-Leg, 2-Stage or 3-Stage



Elle



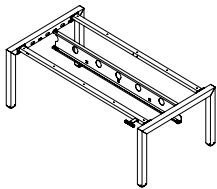
M-Series Wall Mount

MOBILE



M-Series Nesting

GROUP & CONFERENCE



Ellehaven

S-COLLECTION
OVERVIEW

SPECIFICATIONS	SU 3-STAGE	3-LEG 2-STAGE or 3-STAGE
Height Range* (Including 1.125" worksurface)	60.4 - 125.4 cm	60.4 - 125.4 cm
Frame-Only Weight Load*	158.7 kg	238.1 kg
Adjustment Speed Per Second	3.81 cm	3.81 cm
Worksurface Leg Configuration	2 Legs	3 Legs
Standard Color Options	Grey, Black, White	Grey, Black, White
National Electric Code Compliant	Yes	Yes
ETL Listed to UL 962**	Yes	Yes

* Wall Mount not included.
** Restrictions may apply such as Panel Mount and Wall Mount.

SWITCH OPTIONS

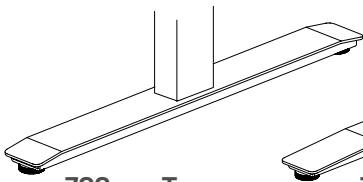


DS Digital Switch

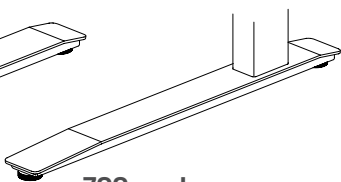
Digital switch included.

8 GAUGE METAL FOOT	CODE	FOOT LENGTH	TABLE DEPTH OPTIONS
250mm Centered	C	250mm	Panel Mount and 3-Leg Center Only
400mm Cantilevered	S	400mm	43.2 - 76.2 cm (3-Leg Only)
547.6mm Cantilevered	M	547.6mm	55.9 - 68.6 cm
700mm Cantilevered	L	700mm	71.1 - 76.2 cm
700mm T-Foot	T	700mm	71.1 - 76.2 cm

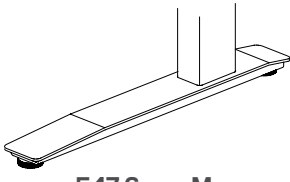
* Worksurface depth above 30" is not ETL listed.



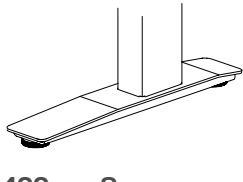
700mm T



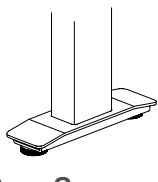
700mm L



547.6mm M



400mm S



250mm C

S-COLLECTION
FINISHES

FRAME FINISHES



G
Grey

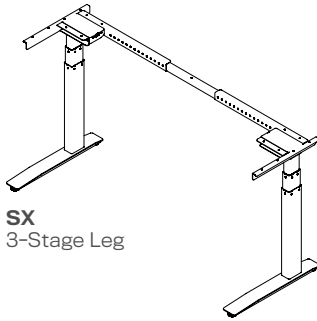


B
Black



W
White

ORDER FRAME



+



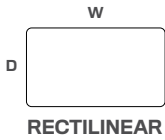
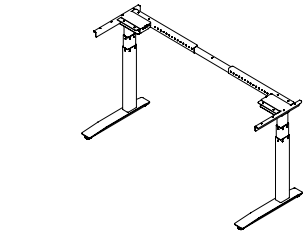
Product Name: Specify product name to determine height adjustability.
Frame Model: Obtain model information from charts on pricing pages.
Frame Color: Specify **B** (black), **W** (white), **G** (silver).
Switch: Specify **DS** (digital)



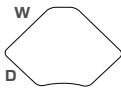
SX2 FRAME

FRAME ONLY WITH 547.6mm CANTILEVER L FEET

Depth Range: 55.9 - 68.6 cm



RECTILINEAR



90° CORNER



120°

W

D

W

D

W

D

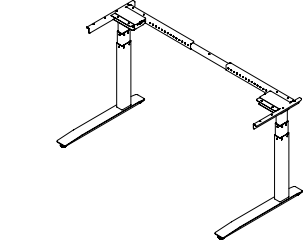
91.4 - 121.9	55.9 -68.6	-	-	91.4 - 104.1	55.9 -68.6
124.4 - 182.9	55.9 -68.6	-	-	106.7 - 121.9	55.9 -68.6

W and D in centimeters*

SU2 MODEL	€
A-MM	€1,064
B-MM	€1,070

FRAME ONLY WITH 700mm CANTILEVER L FEET

Depth Range: 71.1 - 76.2 cm



RECTILINEAR



90° CORNER



120°

W

D

W

D

W

D

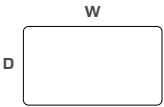
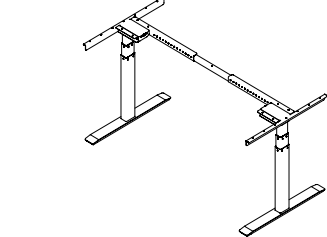
91.4 - 121.9	71.1 - 76.2	101.6 - 121.9	71.1 - 76.2	91.4 - 104.1	71.1 - 68.6
124.4 - 182.9	71.1 - 76.2	-	-	106.7 - 121.9	71.1 - 76.2

W and D in centimeters*

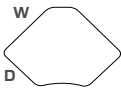
SX2 MODEL	€
A-LL	€1,071
B-LL	€1,077

FRAME ONLY WITH 700mm T FEET

Depth Range: 71.1 - 76.2 cm



RECTILINEAR



90° CORNER



120°

W

D

W

D

W

D

91.4 -121.9	71.1 - 76.2	101.6 - 121.9	71.1 - 76.2	91.4 - 104.1	71.1 - 76.2
124.4 - 182.9	71.1 - 76.2	-	-	106.7 - 121.9	71.1 - 76.2

W and D in centimeters*

SX2 MODEL	€
A-TT	€1,071
B-TT	€1,077

SU2

-

A-LL

-

G

-

DS

-

GB

NAME

MODEL

FRAME COLOR

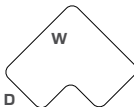
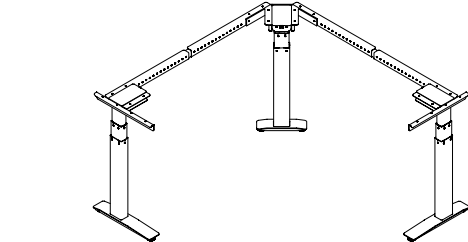
SWITCH SELECTION

POWER CODE

SX3 & SE3 FRAME ONLY

FRAME ONLY FOR 90° WORKSURFACE

400mm Cantilever Feet



90°

W

D

106.7 - 137.1	55.9 -68.6
137.1 - 198.1	55.9 -68.6

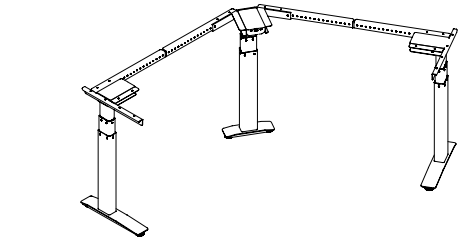
W and D in centimeters*

SU3 MODEL	€
AA-SS-C	€946
BB-SS-C	€1,461

SXV3 & SEV3 FRAME ONLY

FRAME ONLY FOR 120° WORKSURFACE

547.6mm or 700mm Cantilever Feet



120°

W

D

152.4 - 198.1	55.9 -68.6
152.4 - 198.1	71.1 - 76.2

W and D in centimeters*

SUV3 MODEL	€
BB-MM-C	€1,473
BB-LL-C	€1,512

SU3

-

AA-SS-C

-

G

-

DS

-

GB

NAME

MODEL

FRAME COLOR

SWITCH SELECTION

POWER CODE

M-SERIES OVERVIEW

SPECIFICATIONS	NESTING	WALL MOUNT
Height Range*	2.6 - 114.5cm	74.7 - 116.6 cm
Frame-Only Weight Load	6.8 - 15.8 kg	38.1 - 152.4 kg
Column Selections	UL	UL, L
Base Options	N	WM
Standard Color Options	Silver, Black, White	Silver, Black, White

*Including 2.9 cm worksurface.
**When placed at the recommended height of 7.62 cm from the floor.

COLUMN SELECTION EQUATION

Top Weight

+

Average Task Load

=

Total Weight Load

Frame only
Weight Load

6.8 - 14.5 kg
33 - 15 kg
21.3 - 28.6 kg

Column Option

UL Ultra Light
ULP Ultra Light+
L Light

* Not available for Nesting or Wall Mount.

FRAME FINISHES

G
Grey

B
Black

W
White

M-SERIES NESTING

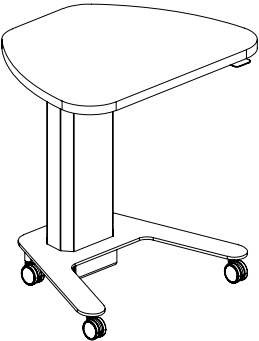
NP WORKSURFACE, COLUMN, & BASE (INCLUDING CASTERS)

MODEL	TOP WEIGHT	W	D	€
2822	7.3 kg	71.1 cm	55.9 cm	€1,014

Pricing reflects frame with standard laminate worksurface and edge finishes.

All worksurface sizes reflect actual dimensions.

* M-Series Nesting table is only available with an Ultra Light column with a petal shaped top and V shaped nesting base.



NP

NAME

-

2822

MODEL

-

N

FLOOR BASE

-

UL

COLUMN

-

B

FRAME COLOR

-

FG

SURFACE COLOR

-

LG

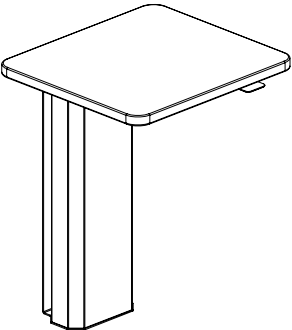
SURFACE EDGE

M-SERIES WALL MOUNT

WM COLUMN, & BASE

MODEL	€
WMT-UL	€1,017
WMT-ULP	€1,017
WMT-L	€1,017
WM-UL	€996
WM-ULP	€996
WM-L	€996

T is tilt.



ELLEHAVEN

OVERVIEW

SPECIFICATIONS	FRAME ONLY
Height Range	71.12- 121.19 cm
Frame-Only Weight Load	204.12 kg
Adjustment Speed Per Second	3.81 cm
Standard Color Options	Grey, Black, White

ELLE

OVERVIEW

SPECIFICATIONS	FRAME ONLY
Height Range	68.58 - 118.62 cm
Frame-Only Weight Load	181.44 kg
Adjustments Speed Per Second	3.81 cm
Standard Color Options	Grey, Black, White

SWITCH OPTIONS



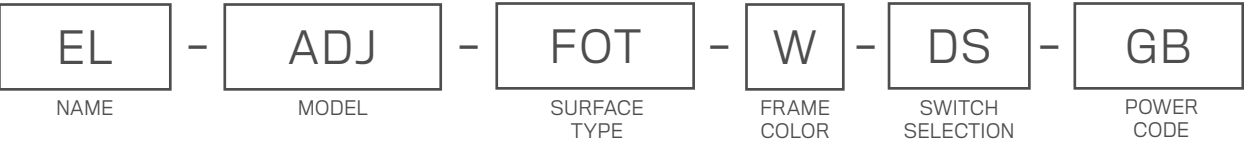
DS Digital Switch

ELLE HEIGHT ADJUSTABLE FRAME ONLY

EL FRAME

SURFACE OPTIONS:
FOT Frame Only Top Mounted **FOE** Frame Only Enshrined Mounted **FTS** Frame Only Top Sliding **FES** Frame Only Enshrined Sliding

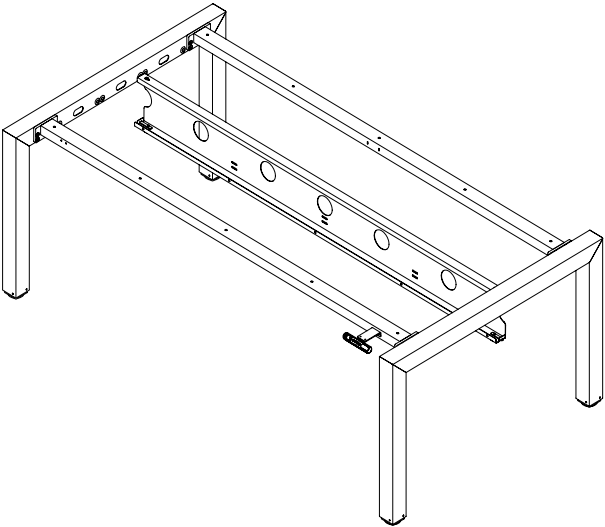
MODEL	€
ADJ-FOT	€2,297
ADJ-FOE	€2,297
ADJ-FTS	€2,307
AJD-FES	€2,307



ELLEHAVEN

EH Frame Only

MODEL	€
EH-A-91	€2,934
EH-A-107	€2,964
EH-A-122	€3,006



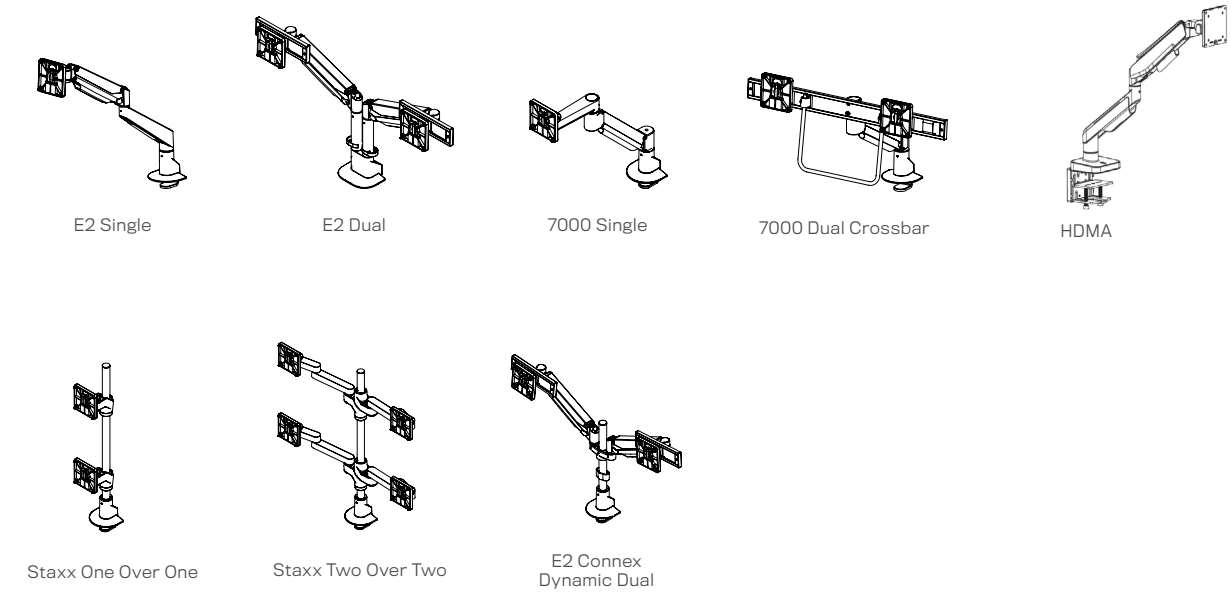
MONITOR ARMS

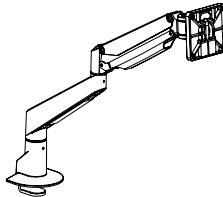
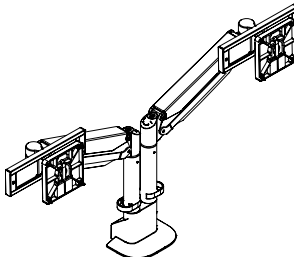
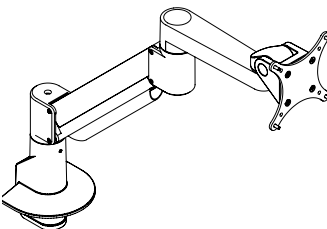
Our sophisticated monitor arms provide ergonomics, space savings, and clever design. Here, you'll find one-touch adjustment, effortless movement, and sure-footed stability to support a multitude of screen configurations. Reclaim your desktop with our sleek mounting systems that are easy to install.

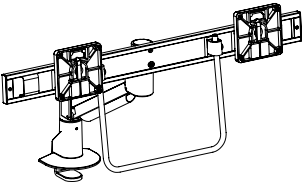


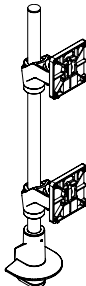
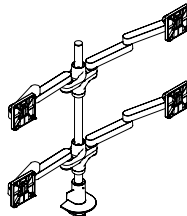
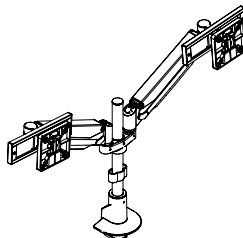
MONITOR ARMS STATEMENT OF LINE

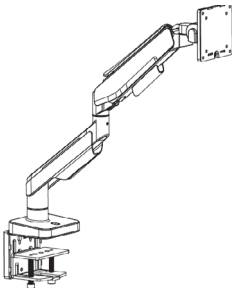
MONITOR ARMS



	MODEL	WEIGHT CAPACITY	SCREEN SIZE	LIST PRICE
<div>E2 Single</div> <div></div>	E2-1-___	Flat panel: 1–9 kg Curved monitor: Up to 7.2 kg	Up to 81.2 cm	€256
<div>Description:</div> <div><ul style="list-style-type: none">• Mounting: Top down desk mount: clamps to desk edge or grommet, desk thickness up to 3.8 cm• Height adjustment: 33.7 cm• Extension range: 60.2 cm</div> <div>Notes:</div> <div><ul style="list-style-type: none">• Specify color: Black (104) Silver (124) White (248)</div>				
<div>E2 Dual</div> <div></div>	E2-2-___	Flat panel: 1–9 kg. Curved monitor: Up to 7.2 kg	Up to 68.5 kg	€430
<div>Description:</div> <div><ul style="list-style-type: none">• Mounting: Top down desk mount: clamps to desk edge, desk thickness up to 3.8 cm• Height adjustment: 33 cm• Extension range: 44.5 cm – 72.4 cm side-by-side</div> <div>Notes:</div> <div><ul style="list-style-type: none">• Specify color: Black (104) Silver (124) White (248)</div>				
<div>7000 Single</div> <div></div>	7000-1000-HD-___	Flat Curved: 5.9–12.7 kg	Based on weight	€464
<div>Description:</div> <div><ul style="list-style-type: none">• Mounting: Top down desk mount: clamps to desk edge or grommet, desk thickness up to 3.8 cm• Height adjustment: 40.6 cm• Extension range: 59.5 cm</div> <div>Notes:</div> <div><ul style="list-style-type: none">• Specify color: Black (104) Silver (124) White (248)</div>				

7000 Dual Crossbar 	7000-1-8537H-__	2.7 – 6.3 kg per monitor	Up to 68.5 cm	€528
Description: · Mounting: Top down desk mount: clamps to desk edge or grommet, desk thickness up to 3.8 cm Notes: · Specify color: Black (104) Silver (124) White (248)				

	MODEL	WEIGHT CAPACITY	SCREEN SIZE	LIST PRICE
Staxx 1 Over 1 	STX-11S-___	Up to 9.0 kg per monitor	Up to 76.2 cm	€573
	Description: · Mounting: Top down desk mount: clamps to desk edge or grommet, desk thickness up to 3.8 cm Notes: · Specify color: Black (104) Silver (124) White (248)			
Staxx 2 Over 2 	STX-22W-___	Up to 6.8 kg per monitor	60.9 – 76.2 cm	€1,014
	Description: · Mounting: Top down desk mount: clamps to desk edge or grommet, desk thickness up to 3.8 cm Notes: · Specify color: Black (104) Silver (124) White (248)			
E2 Connex Dynamic Dual 	E2-02-D-___	1 – 9 kg per monitor	Up to 81.2 cm (bezel measured left to right)	€569
	Description: · Mounting: Top down desk mount: clamps to desk edge or grommet, desk thickness up to 3.8 cm Notes: · Specify color: Black (104) Silver (124) White (248)			

HD Monitor Arm 	HDMA-1_	2-20 kg	Up to 124.5cm	€339
Description: · Heavy Duty monitor arm Notes: · Specify color: Black (BK)				



HAT
COLLECTIVE™
HUMAN ACTIVE TECHNOLOGY

HAT Collective
Global Headquarters
100 Kuebler Road
Easton, PA 18040

408 437 8770
hatcollective.com

